

Scaled data based on original data using
LM-79-08 Approved Method: Electrical and Photometric Measurements of Solid-
State Lighting Products

Test Report Prepared for
Cooper Lighting Solutions
(formerly Eaton)

Brand: McGRAW-EDISON

Report Number: P146470

Luminaire Tested: **CNC-E02-LED-E1-T2**

Issue Date: 3/3/2020

Test Information

Test Method: LM-79-08
Report Number: P146470
REPORT IS SCALED FROM IESNA LM-79-08 TEST DATA (P33694)
Test Lab: INNOVATION CENTER-P3
Issue Date: 3/3/2020
Manufacturer: COOPER LIGHTING SOLUTIONS (FORMERLY EATON)
Product Line: MCGRAW-EDISON
Catalog Number: CNC-E02-LED-E1-T2
Description: CONCISE LED LUMINAIRE
(2) LIGHTBARS WITH AccuLED OPTICS - TYPE 2
Light Source: (42) 4000K CCT, 70 CRI LEDs
Ballast/Driver: -

Summary

Lumens per Lamp: N/A
Luminaire Lumens: 5997.1 lumens
Efficiency: N/A
Efficacy: 115.1 lumens/watt
Luminous Opening: Rectangular (W 0.33' x L: 1' x H: 0')
IES Classification: Type II - Short - Semi-Cutoff
BUG Rating: B2 - U0 - G2

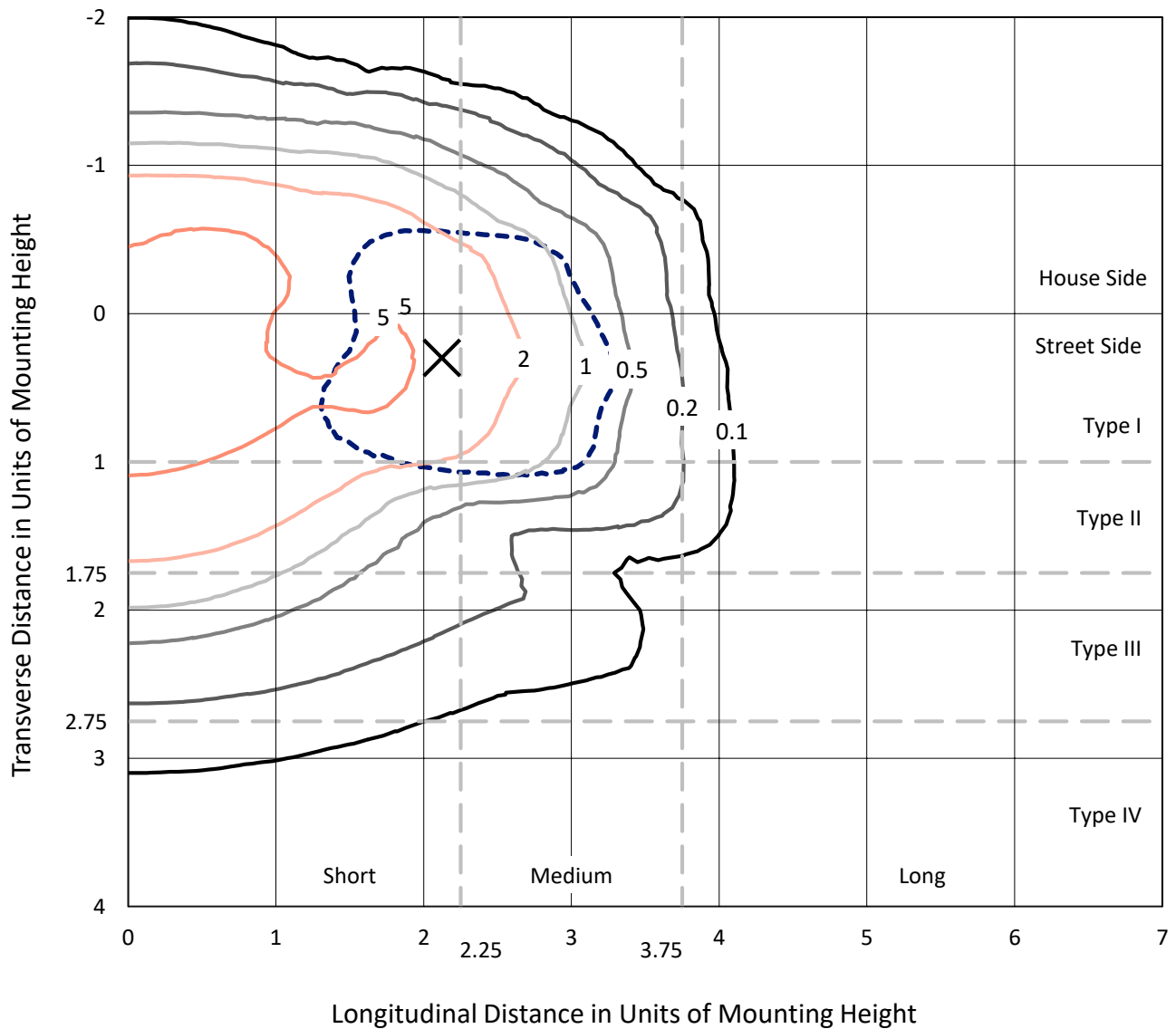
Input Watts (W): 52.1
Input Voltage (V): NR
Input Current (Ain): NR
Voltage Rise (V): NR
Power Factor: NR
Total Harmonic Distortion (THDi): NR
Frequency (hertz): 60
Stabilization Time: NR
Operation Time: NR
Ambient Temperature (°C): NR
Test Distance: 25 FT



REPORT NUMBER: P146470
 CATALOG NUMBER: CNC-E02-LED-E1-T2

Iso-Footcandle Lines of Horizontal Illumination

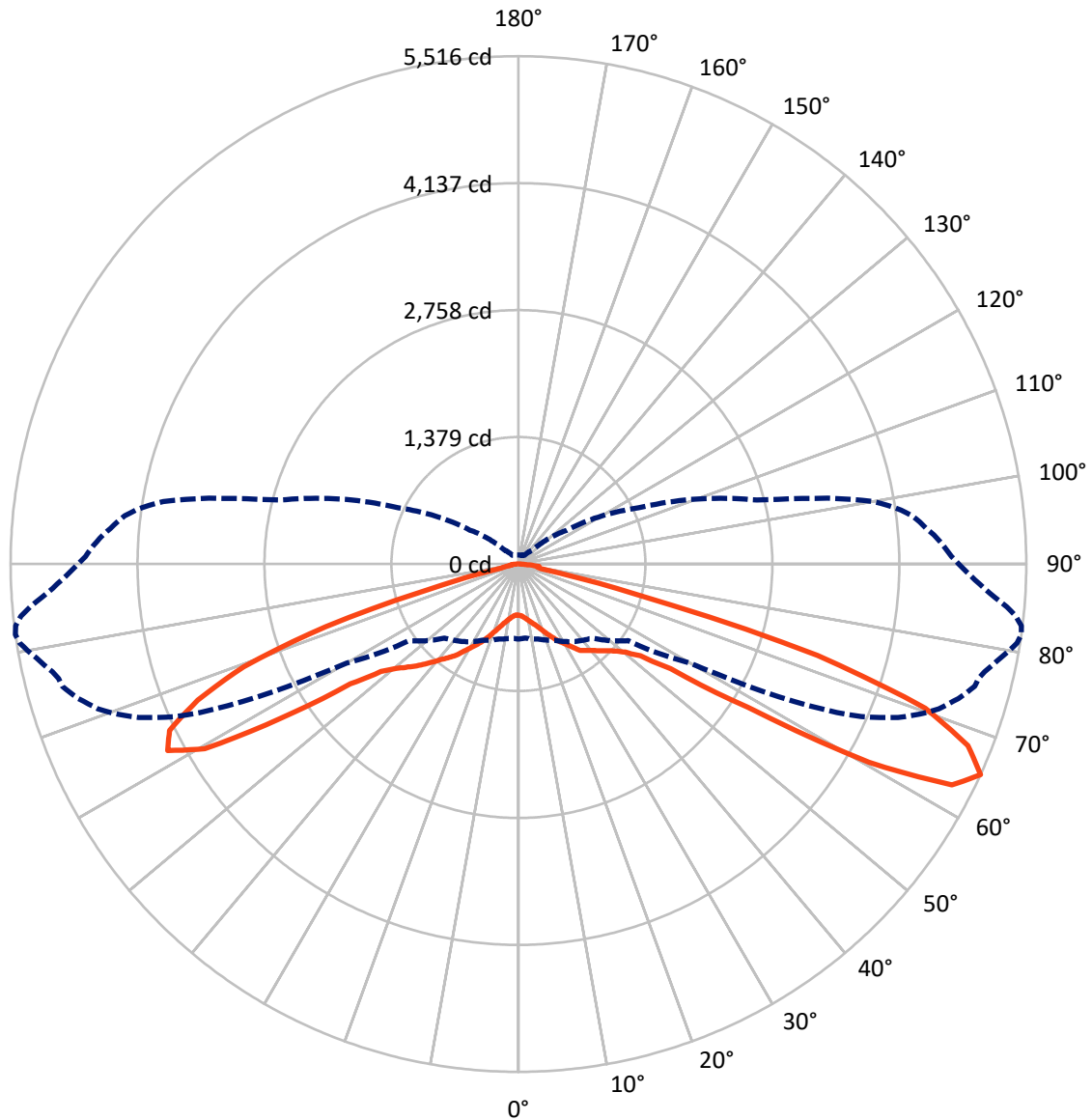
× Max cd
 - - - 1/2 Max cd



Based on 10 foot mounting height. Maximum calculated value = 7.1 fc
 Type II - Short - Semi-Cutoff

REPORT NUMBER: P146470
CATALOG NUMBER: CNC-E02-LED-E1-T2

Luminous Intensity Polar Plot



— Vertical Plane Through 82-Deg Lateral - - - Horizontal Cone Through 65-Deg Vertical

REPORT NUMBER: P146470

CATALOG NUMBER: CNC-E02-LED-E1-T2

FLUX DISTRIBUTION:

		Downward	Upward	Total
House Side	Lumens	2207.6	0.0	2207.6
	% Fixture	36.8	0.0	36.8
Street Side	Lumens	3789.5	0.0	3789.5
	% Fixture	63.2	0.0	63.2
Total	Lumens	5997.1	0.0	5997.1
	% Fixture	100.0	0.0	100.0

Coefficient of Utilization

ZONAL LUMENS:

Zone	Lumens	% Fixture
0°-10°	56.4	0.9
10°-20°	198.6	3.3
20°-30°	393.9	6.6
30°-40°	672.2	11.2
40°-50°	1007.9	16.8
50°-60°	1402.9	23.4
60°-70°	1611.8	26.9
70°-80°	556.2	9.3
80°-90°	97.3	1.6
90°-100°	0.0	0.0
100°-110°	0.0	0.0
110°-120°	0.0	0.0
120°-130°	0.0	0.0
130°-140°	0.0	0.0
140°-150°	0.0	0.0
150°-160°	0.0	0.0
160°-170°	0.0	0.0
170°-180°	0.0	0.0
0°-90°	5997.1	100.0
0°-180°	5997.1	100.0



REPORT NUMBER: P146470

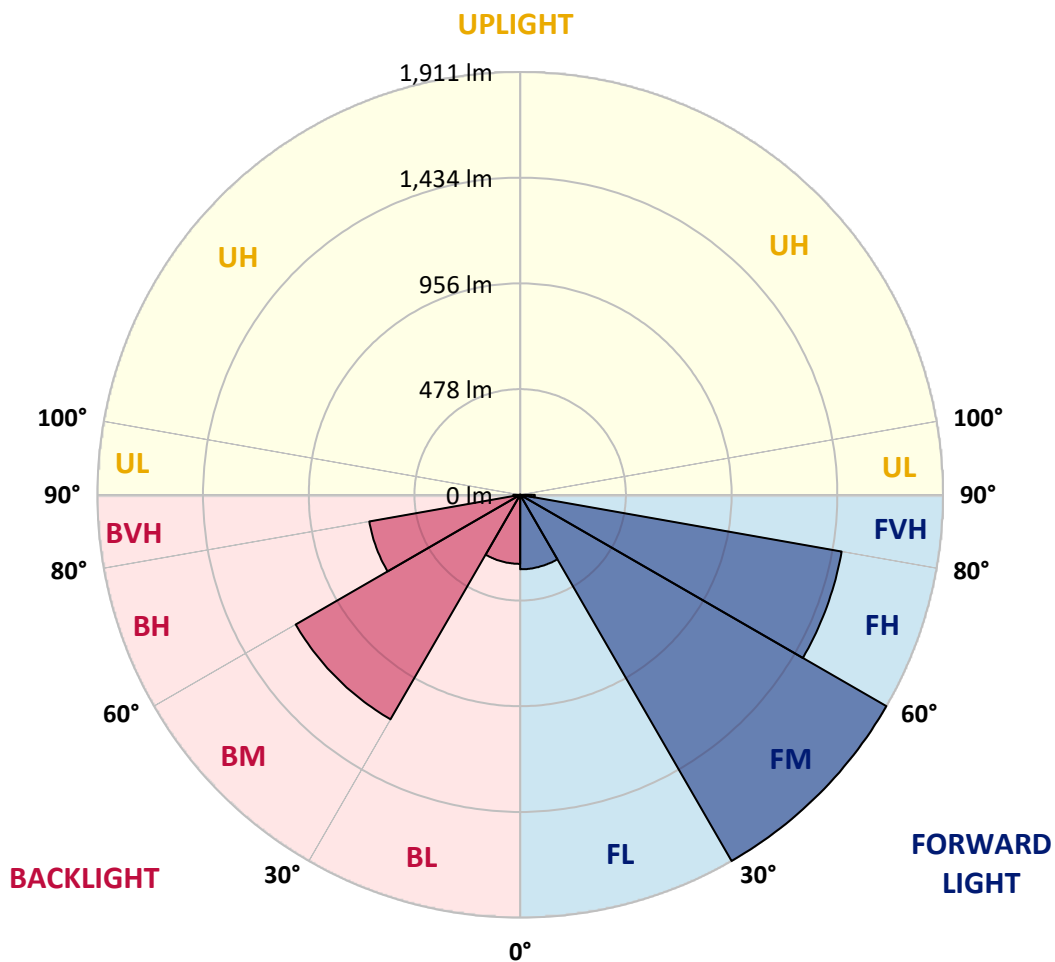
CATALOG NUMBER: CNC-E02-LED-E1-T2

LUMINAIRE CLASSIFICATION SYSTEM LUMEN TABLE AND BUG RATING:

Zone		Lumens	% Fixture	Zone Rating/Lumen Limit		
				B	U	G
FL	(0°-30°)	336.6	5.6			
FM	(30°-60°)	1911.4	31.9			
FH	(60°-80°)	1475.5	24.6			G1/1800
FVH	(80°-90°)	66.1	1.1			G1/100
BL	(0°-30°)	312.3	5.2	B1/500		
BM	(30°-60°)	1171.6	19.5	B2/2500		
BH	(60°-80°)	692.5	11.5	B2/1000		G2/1000
BVH	(80°-90°)	31.2	0.5			G1/100
UL	(90°-100°)	0.0	0.0		U0/0	
UH	(100°-180°)	0.0	0.0		U0/0	

BUG Rating: B2-U0-G2

Type II Short





REPORT NUMBER: P146470

CATALOG NUMBER: CNC-E02-LED-E1-T2

CANDELA DISTRIBUTION (FULL):

	0°	5°	15°	25°	35°	45°	55°	60°	61°	62°	64°
0°	555.6	555.6	555.6	555.6	555.6	555.6	555.6	555.6	555.6	555.6	555.6
2.5°	586.4	586.0	585.6	584.0	583.2	580.0	576.8	574.8	573.2	574.0	571.6
5°	620.4	620.4	618.8	616.8	614.4	610.0	602.0	598.0	597.2	597.2	594.4
7.5°	655.2	657.6	653.2	651.6	647.6	640.8	631.6	626.4	624.8	624.8	622.4
10°	699.2	698.0	693.2	690.0	682.0	672.8	660.4	654.4	652.0	654.0	650.0
12.5°	745.6	745.2	738.0	732.0	720.8	706.0	689.6	681.6	680.0	680.0	677.6
15°	792.8	793.2	785.2	774.0	756.4	736.4	718.0	710.4	708.4	707.6	704.8
17.5°	828.8	832.8	824.8	810.4	788.8	766.8	747.2	739.6	739.2	738.4	735.2
20°	849.2	850.0	845.6	835.2	816.0	794.8	781.2	777.6	777.2	777.6	778.4
22.5°	848.4	849.6	848.0	844.0	831.6	820.0	818.4	820.4	821.6	820.4	823.2
25°	842.0	843.6	843.6	845.6	842.4	846.4	859.2	864.8	865.2	866.0	872.0
27.5°	856.0	857.6	857.2	860.8	863.6	877.6	900.8	910.8	912.0	914.8	920.4
30°	920.8	921.2	914.0	913.6	916.4	927.6	951.2	962.8	961.6	967.2	970.8
32.5°	1023.2	1026.4	1019.2	1011.6	1010.4	1012.0	1016.4	1024.4	1023.2	1026.0	1030.8
35°	1140.0	1140.4	1136.4	1140.8	1143.2	1132.4	1111.6	1109.6	1103.2	1104.4	1106.0
37.5°	1247.2	1250.0	1257.6	1285.6	1301.6	1275.2	1234.4	1208.8	1204.8	1202.8	1188.8
40°	1347.6	1361.6	1380.0	1416.4	1438.4	1448.0	1390.0	1338.4	1324.4	1318.8	1296.8
42.5°	1465.2	1472.4	1494.0	1535.6	1564.8	1608.4	1569.6	1512.8	1496.4	1472.4	1444.8
45°	1564.8	1569.6	1583.2	1618.4	1679.6	1752.4	1756.8	1717.2	1704.4	1680.4	1640.0
47.5°	1631.6	1631.2	1641.2	1675.6	1755.2	1866.4	1932.4	1930.8	1916.0	1907.6	1873.2
50°	1657.6	1657.2	1663.6	1702.0	1788.8	1934.4	2080.0	2130.0	2129.6	2132.8	2115.2
52.5°	1662.4	1662.0	1662.8	1693.6	1782.0	1958.0	2186.4	2304.4	2321.6	2343.2	2362.8
55°	1626.4	1630.4	1639.2	1671.6	1756.4	1948.4	2265.2	2468.0	2509.2	2553.2	2624.4
57.5°	1543.2	1550.8	1581.2	1639.2	1729.2	1924.8	2320.0	2670.4	2754.0	2860.4	3053.2
60°	1424.0	1430.8	1472.8	1549.6	1650.0	1822.0	2256.4	2755.2	2914.0	3098.8	3494.0
62.5°	1213.2	1232.4	1254.8	1309.2	1414.4	1552.8	1970.8	2612.0	2858.0	3129.2	3673.2
65°	814.8	806.8	844.0	913.2	1028.8	1136.4	1452.0	2154.4	2465.6	2838.8	3512.0
67.5°	504.4	505.6	530.8	598.4	685.6	769.2	920.4	1373.2	1649.2	2004.0	2813.6
70°	416.8	421.6	442.0	504.8	579.2	673.6	683.2	728.0	851.6	1023.2	1738.0
72.5°	330.8	332.8	353.6	406.0	511.2	640.8	811.2	553.2	543.6	569.6	881.6
75°	205.2	206.8	217.2	250.8	331.6	499.2	893.2	636.0	596.0	562.4	568.0
77.5°	106.0	109.2	114.8	130.0	174.0	278.8	703.2	806.4	760.8	715.2	626.0
80°	60.0	60.0	65.2	68.8	82.4	113.6	357.6	872.8	953.6	973.2	874.0
82.5°	26.8	30.0	40.4	43.2	47.2	52.0	118.4	524.4	727.6	908.8	1123.2
85°	16.0	15.6	25.6	28.0	29.2	24.8	44.4	214.0	340.0	497.6	744.4
87.5°	6.4	6.8	10.8	11.6	13.6	10.0	16.8	46.0	67.6	98.0	138.4
90°	0.0	0.0	0.0	0.0	0.0	0.0	0.0	0.0	0.0	0.0	0.0



REPORT NUMBER: P146470

CATALOG NUMBER: CNC-E02-LED-E1-T2

CANDELA DISTRIBUTION (continued):

	65°	66°	67°	68°	69°	70°	71°	72°	73°	74°	75°
0°	555.6	555.6	555.6	555.6	555.6	555.6	555.6	555.6	555.6	555.6	555.6
2.5°	571.2	571.2	570.8	570.4	570.0	568.8	568.4	567.6	567.2	566.0	565.6
5°	594.0	592.8	592.4	591.6	591.2	589.6	589.6	588.0	586.8	585.2	584.8
7.5°	621.2	619.6	618.4	617.6	617.2	614.4	614.4	612.0	611.6	609.6	608.8
10°	648.8	647.6	646.0	645.2	644.8	643.2	641.6	640.0	638.8	637.6	636.0
12.5°	676.4	674.0	673.2	672.0	671.2	670.0	669.6	666.0	666.0	664.8	663.2
15°	703.2	702.8	700.0	699.6	698.8	699.2	696.8	697.2	696.0	694.0	693.2
17.5°	736.0	733.2	734.4	732.4	732.8	732.0	731.2	730.8	731.6	731.2	732.0
20°	776.8	776.0	777.2	774.4	777.2	777.6	776.8	778.8	778.0	778.8	776.4
22.5°	825.2	822.4	822.4	824.4	825.6	829.2	827.2	828.8	830.4	831.6	830.0
25°	874.0	873.2	874.8	876.4	878.8	882.0	881.2	881.6	884.8	886.8	887.2
27.5°	923.6	923.6	928.4	928.4	931.6	935.2	936.4	938.0	940.4	943.2	943.2
30°	974.8	974.8	979.2	983.2	984.8	989.2	991.6	994.0	998.4	999.2	1002.8
32.5°	1033.2	1034.4	1038.8	1041.2	1044.8	1050.0	1050.8	1053.6	1058.8	1060.4	1063.2
35°	1109.2	1105.2	1109.2	1113.6	1115.6	1114.0	1122.8	1126.4	1130.0	1132.0	1135.6
37.5°	1187.6	1180.8	1181.2	1180.4	1175.6	1178.4	1178.4	1177.6	1180.0	1179.6	1181.2
40°	1286.8	1274.8	1271.2	1263.6	1253.2	1247.6	1241.6	1240.8	1234.8	1237.2	1232.8
42.5°	1422.8	1404.8	1395.2	1371.6	1358.8	1343.6	1328.8	1316.0	1309.2	1301.6	1296.0
45°	1609.6	1588.4	1565.2	1527.2	1505.2	1474.8	1455.2	1426.0	1406.4	1390.0	1378.4
47.5°	1844.0	1808.4	1789.6	1754.0	1715.6	1669.6	1627.6	1586.8	1553.6	1517.6	1489.2
50°	2116.4	2072.0	2057.2	2010.0	1988.4	1936.8	1892.0	1841.6	1789.6	1735.2	1683.2
52.5°	2357.6	2352.4	2358.4	2326.8	2326.0	2300.0	2250.4	2191.6	2143.2	2088.4	2020.0
55°	2646.8	2698.4	2709.6	2705.2	2728.8	2728.0	2723.2	2717.2	2678.8	2601.2	2577.6
57.5°	3157.2	3215.2	3300.8	3339.6	3425.2	3435.2	3514.4	3483.6	3542.4	3526.4	3537.2
60°	3676.8	3854.8	4017.2	4140.8	4260.8	4370.0	4503.6	4560.8	4603.6	4670.4	4740.8
62.5°	3909.2	4133.6	4327.2	4503.2	4652.4	4790.8	4905.6	5014.4	5100.0	5176.8	5236.0
65°	3815.2	4075.6	4264.4	4448.0	4587.2	4716.0	4830.0	4911.6	4996.8	5066.4	5129.2
67.5°	3176.4	3523.2	3769.6	3978.0	4152.8	4299.6	4418.0	4530.4	4590.8	4666.8	4700.8
70°	2104.0	2548.8	2897.2	3178.8	3456.0	3622.4	3762.8	3893.6	3962.4	4024.0	4062.0
72.5°	1155.6	1459.6	1831.6	2166.4	2432.8	2651.2	2814.8	2938.8	3009.6	3062.4	3007.6
75°	654.8	804.8	986.8	1172.0	1374.0	1528.0	1571.2	1624.0	1636.4	1609.2	1538.8
77.5°	602.0	602.0	602.4	598.0	606.8	617.6	611.2	600.4	551.6	540.8	525.6
80°	782.8	697.6	606.4	498.0	406.0	342.4	322.8	324.4	340.0	370.4	404.0
82.5°	1109.6	1025.6	894.0	728.8	580.0	455.2	373.2	335.6	335.2	365.6	409.2
85°	809.2	816.0	786.8	696.0	555.2	437.2	353.2	271.2	244.8	244.8	241.6
87.5°	141.6	146.0	126.0	112.8	78.8	55.6	50.0	44.0	43.6	45.2	41.6
90°	0.0	0.0	0.0	0.0	0.0	0.0	0.0	0.0	0.0	0.0	0.0



REPORT NUMBER: P146470

CATALOG NUMBER: CNC-E02-LED-E1-T2

CANDELA DISTRIBUTION (continued):

	76°	77°	78°	79°	80°	81°	82°	83°	84°	85°	86°
0°	555.6	555.6	555.6	555.6	555.6	555.6	555.6	555.6	555.6	555.6	555.6
2.5°	565.6	564.8	564.0	563.6	563.6	562.8	562.8	562.0	562.4	562.0	560.8
5°	584.0	583.6	582.4	580.4	580.0	578.4	578.8	577.2	577.2	576.4	574.4
7.5°	607.2	606.4	605.6	604.0	602.4	602.4	599.6	599.6	597.6	596.8	595.2
10°	634.8	632.4	631.2	629.6	629.2	628.8	626.0	626.0	623.6	623.2	622.0
12.5°	662.0	660.4	659.2	658.4	656.4	656.0	654.8	653.6	652.4	651.6	651.2
15°	691.6	690.8	689.6	689.6	689.6	687.6	686.4	685.6	685.6	684.4	685.2
17.5°	730.0	731.2	729.6	728.8	727.6	729.6	727.6	727.6	728.8	728.8	726.0
20°	777.6	779.2	777.6	778.0	777.2	777.6	778.0	778.8	780.4	777.6	778.0
22.5°	830.4	830.8	832.0	830.8	832.8	831.6	834.0	836.0	835.6	834.8	835.2
25°	888.0	886.8	887.2	890.8	893.6	892.8	893.2	896.4	895.6	894.8	895.2
27.5°	946.4	945.6	946.8	950.0	953.2	952.8	952.0	954.4	954.4	952.4	953.2
30°	1004.4	1005.6	1007.6	1007.6	1009.2	1010.8	1009.6	1012.4	1012.8	1011.2	1013.2
32.5°	1065.6	1068.0	1067.2	1072.8	1072.8	1073.2	1074.4	1074.0	1078.0	1074.8	1076.0
35°	1139.2	1140.0	1144.8	1148.8	1151.2	1153.2	1153.2	1154.4	1156.4	1154.8	1157.2
37.5°	1184.0	1185.6	1187.2	1189.6	1189.6	1189.6	1191.6	1192.0	1193.2	1192.8	1193.6
40°	1233.2	1233.6	1234.0	1234.4	1236.0	1236.8	1234.8	1237.6	1235.6	1236.4	1237.6
42.5°	1292.8	1287.2	1288.0	1286.8	1289.6	1286.0	1286.8	1290.0	1288.4	1290.8	1290.8
45°	1362.0	1355.6	1350.0	1346.8	1346.8	1342.0	1342.8	1344.0	1346.0	1349.2	1354.8
47.5°	1464.4	1442.4	1431.6	1420.4	1414.8	1408.8	1410.8	1411.2	1412.0	1417.2	1431.2
50°	1632.0	1595.2	1566.8	1532.8	1520.0	1509.6	1503.6	1504.0	1504.0	1514.8	1528.8
52.5°	1956.0	1887.6	1820.0	1760.8	1710.0	1685.6	1657.2	1650.0	1650.4	1659.6	1669.2
55°	2515.6	2421.6	2350.0	2218.4	2178.4	2066.0	2006.8	1972.8	1946.4	1959.2	1973.2
57.5°	3519.6	3432.8	3376.0	3218.8	3075.6	3034.8	2937.6	2858.8	2826.4	2788.8	2791.2
60°	4751.2	4706.4	4692.0	4600.0	4548.4	4388.0	4375.2	4275.6	4181.6	4100.4	4133.6
62.5°	5281.6	5302.4	5319.2	5351.6	5364.0	5348.8	5284.4	5240.4	5163.2	5056.8	4991.6
65°	5147.6	5195.2	5266.8	5334.4	5415.2	5482.4	5515.6	5502.8	5433.2	5323.6	5186.8
67.5°	4725.2	4773.6	4835.2	4920.8	5044.4	5175.2	5266.4	5324.4	5269.2	5170.4	5031.2
70°	4060.0	4107.2	4109.2	4228.8	4362.0	4526.8	4688.4	4749.2	4686.4	4620.4	4504.0
72.5°	3040.8	3012.4	3038.8	3060.8	3136.8	3240.8	3397.6	3390.8	3294.8	3243.6	3064.8
75°	1429.2	1410.0	1382.0	1363.6	1346.0	1309.2	1326.8	1251.6	1225.6	1236.0	1081.6
77.5°	514.0	487.6	445.2	404.0	352.0	291.6	246.0	216.0	201.2	201.6	192.4
80°	431.2	444.0	438.0	397.2	338.8	275.6	206.4	156.4	133.6	124.0	118.0
82.5°	467.6	532.0	564.0	538.8	455.2	350.4	225.6	136.4	100.0	85.6	82.0
85°	259.2	259.6	251.6	240.4	213.2	146.4	97.6	64.8	52.0	46.4	44.8
87.5°	44.0	42.0	42.0	39.2	34.4	33.6	30.0	28.4	25.2	23.2	22.4
90°	0.0	0.0	0.0	0.0	0.0	0.0	0.0	0.0	0.0	0.0	0.0



REPORT NUMBER: P146470

CATALOG NUMBER: CNC-E02-LED-E1-T2

CANDELA DISTRIBUTION (continued):

	87°	88°	89°	90°	91°	92°	93°	94°	95°	96°	97°
0°	555.6	555.6	555.6	555.6	555.6	555.6	555.6	555.6	555.6	555.6	555.6
2.5°	559.6	558.8	558.4	558.0	558.0	557.6	557.6	556.8	556.0	555.6	555.2
5°	572.4	571.6	570.8	570.0	570.0	569.2	568.4	567.6	566.4	564.4	564.0
7.5°	594.0	592.4	592.4	589.6	589.6	588.0	586.8	586.8	585.2	582.0	581.6
10°	620.8	618.0	616.8	615.2	614.4	612.8	612.8	611.2	610.4	609.2	605.2
12.5°	649.6	647.6	646.8	644.8	643.6	643.6	642.8	640.0	642.0	639.2	637.2
15°	684.4	684.0	680.4	681.6	681.2	680.8	681.2	678.8	678.4	678.4	676.0
17.5°	728.0	724.8	725.2	725.2	726.0	726.0	722.8	724.4	724.8	724.0	723.2
20°	779.2	778.0	779.2	776.8	779.2	779.2	780.8	780.4	780.8	781.6	781.6
22.5°	834.0	837.2	837.6	838.4	835.6	840.4	840.4	841.2	843.2	843.2	844.0
25°	900.4	898.8	896.8	899.6	900.4	903.6	904.4	904.4	907.6	907.6	908.8
27.5°	955.6	957.2	956.8	958.4	957.6	962.0	963.6	968.4	967.2	969.6	972.8
30°	1012.4	1015.6	1014.0	1014.4	1016.4	1019.2	1022.4	1027.2	1028.0	1034.4	1036.0
32.5°	1078.0	1080.4	1082.4	1083.2	1083.2	1088.0	1093.2	1094.8	1103.2	1108.0	1113.6
35°	1161.2	1161.6	1162.8	1164.0	1163.2	1168.4	1173.6	1175.2	1184.0	1185.2	1196.8
37.5°	1196.4	1197.2	1202.0	1204.4	1206.0	1212.4	1222.0	1229.2	1238.8	1248.0	1261.2
40°	1240.4	1245.2	1249.6	1253.2	1259.2	1268.0	1282.8	1290.0	1304.4	1321.6	1334.4
42.5°	1296.0	1304.8	1308.0	1314.8	1329.6	1340.4	1355.2	1370.8	1390.0	1410.8	1426.0
45°	1362.0	1370.4	1382.4	1390.0	1407.2	1424.4	1448.0	1461.6	1481.2	1505.2	1522.0
47.5°	1442.0	1453.6	1465.6	1481.2	1501.6	1519.6	1543.2	1560.8	1580.4	1600.0	1618.4
50°	1541.6	1558.8	1574.8	1591.2	1618.4	1633.6	1656.8	1675.2	1693.6	1713.2	1730.0
52.5°	1675.6	1701.6	1722.0	1733.2	1770.0	1785.2	1813.6	1826.4	1841.6	1859.2	1880.8
55°	1968.0	2008.4	2042.8	2062.8	2118.8	2138.8	2175.6	2194.4	2184.0	2206.4	2245.2
57.5°	2813.6	2863.2	2904.4	2931.6	2988.8	3016.8	3018.8	3089.2	3047.6	3088.8	3094.8
60°	4045.2	4084.4	4074.4	4074.8	4056.8	4030.8	4080.8	4004.8	4036.8	4038.8	3967.2
62.5°	4871.2	4811.2	4783.2	4736.8	4682.8	4641.2	4612.8	4551.6	4502.8	4464.0	4388.4
65°	5065.6	4961.6	4869.6	4782.8	4703.2	4648.0	4588.0	4522.4	4446.0	4381.6	4308.0
67.5°	4877.6	4732.0	4595.6	4481.2	4372.4	4299.6	4212.8	4150.4	4054.4	3969.6	3913.6
70°	4332.4	4130.8	3971.6	3898.4	3790.4	3634.0	3551.2	3473.2	3414.4	3337.6	3303.6
72.5°	3039.2	2790.4	2667.6	2672.4	2562.8	2450.8	2453.6	2406.0	2330.0	2327.6	2316.0
75°	1116.8	1016.0	945.2	948.4	907.6	864.0	876.0	888.8	864.0	914.4	836.4
77.5°	177.6	172.8	171.2	167.6	158.8	165.2	160.8	169.2	170.4	179.6	180.4
80°	113.2	108.4	107.2	105.2	104.8	104.8	104.0	104.0	104.0	104.4	103.6
82.5°	75.6	72.8	72.4	71.2	73.2	73.6	74.0	77.2	80.0	80.8	84.0
85°	41.2	39.2	39.2	38.4	40.0	40.4	44.0	48.4	54.0	56.4	61.6
87.5°	20.8	22.0	21.6	22.4	23.6	26.4	29.2	32.0	35.2	39.6	43.2
90°	0.0	0.0	0.0	0.0	0.0	0.0	0.0	0.0	0.0	0.0	0.0



REPORT NUMBER: P146470

CATALOG NUMBER: CNC-E02-LED-E1-T2

CANDELA DISTRIBUTION (continued):

	98°	99°	100°	101°	102°	103°	104°	105°	115°	125°	135°
0°	555.6	555.6	555.6	555.6	555.6	555.6	555.6	555.6	555.6	555.6	555.6
2.5°	554.4	554.0	554.0	553.2	553.2	552.8	552.0	551.2	547.6	543.2	540.4
5°	562.8	562.0	561.6	560.8	559.6	559.6	558.4	556.8	550.0	542.8	538.4
7.5°	580.0	579.6	578.4	576.8	575.2	573.6	572.8	572.0	561.6	554.8	551.6
10°	604.8	604.4	601.6	601.2	598.8	599.2	597.2	595.6	588.8	581.2	576.8
12.5°	636.4	638.0	636.4	632.8	633.6	632.4	630.4	628.4	622.4	616.4	609.6
15°	675.6	673.6	672.0	675.2	672.4	672.0	673.2	673.6	666.4	660.0	650.4
17.5°	724.4	724.4	723.6	724.4	722.8	724.0	723.2	724.0	720.8	712.0	698.0
20°	780.0	783.2	783.2	782.0	781.6	784.0	785.2	780.8	781.6	774.0	748.8
22.5°	844.8	847.2	848.0	846.8	847.2	850.4	852.4	849.2	856.4	844.0	805.2
25°	911.6	915.2	913.6	914.0	917.2	920.8	924.4	921.2	935.2	916.0	865.2
27.5°	977.6	980.8	980.0	982.4	987.6	992.4	996.4	995.2	1018.4	993.2	928.4
30°	1040.0	1047.6	1049.2	1052.0	1058.4	1066.4	1072.8	1072.4	1102.4	1068.4	980.0
32.5°	1116.8	1125.2	1128.4	1134.4	1146.8	1152.4	1160.4	1161.2	1191.2	1134.4	1023.6
35°	1205.6	1214.0	1220.8	1225.2	1239.2	1246.0	1254.0	1257.6	1277.6	1196.0	1054.0
37.5°	1274.4	1281.6	1294.8	1304.0	1316.4	1330.0	1339.2	1343.6	1354.8	1248.8	1068.0
40°	1349.6	1365.2	1378.0	1392.0	1405.6	1416.4	1424.8	1431.6	1427.2	1292.8	1062.0
42.5°	1444.8	1461.2	1478.4	1490.4	1497.6	1512.0	1516.0	1520.8	1484.8	1312.8	1034.8
45°	1544.0	1557.2	1571.6	1580.4	1590.0	1597.2	1598.4	1598.8	1527.6	1301.2	985.6
47.5°	1639.6	1650.8	1660.8	1665.6	1670.4	1670.8	1668.8	1665.6	1550.4	1262.0	926.4
50°	1744.4	1751.2	1755.6	1756.0	1760.4	1752.0	1746.4	1731.6	1548.0	1202.0	864.0
52.5°	1895.2	1893.6	1888.0	1887.6	1873.6	1857.6	1847.2	1826.0	1531.6	1137.2	792.0
55°	2241.6	2226.4	2244.0	2199.2	2162.0	2137.2	2078.4	2035.6	1548.0	1076.8	709.2
57.5°	3074.0	3022.0	3027.6	2955.2	2876.0	2727.6	2640.0	2521.6	1676.8	1043.2	604.8
60°	3952.0	3866.4	3785.6	3657.2	3488.8	3300.4	3130.8	2945.6	1804.8	1002.0	493.6
62.5°	4314.4	4204.0	4063.6	3882.4	3666.0	3432.4	3198.0	2986.8	1734.4	878.0	355.6
65°	4197.6	4065.6	3916.0	3679.6	3434.0	3162.4	2905.6	2682.4	1444.4	642.0	214.8
67.5°	3782.8	3669.2	3484.8	3261.6	2957.6	2685.2	2431.2	2224.8	1064.8	396.8	123.2
70°	3185.2	3028.0	2870.4	2656.0	2335.6	2078.8	1842.4	1660.0	675.6	196.0	90.8
72.5°	2198.4	2074.0	1948.0	1756.0	1516.8	1340.0	1136.8	986.8	353.6	105.6	83.6
75°	856.4	842.8	828.4	741.2	660.0	528.8	464.4	418.8	147.2	91.6	82.4
77.5°	188.0	199.2	205.6	194.8	185.6	165.6	158.4	141.6	98.4	94.0	81.6
80°	103.6	103.6	103.6	104.8	102.8	102.8	101.6	99.6	92.0	94.0	80.0
82.5°	84.8	86.0	87.6	88.0	87.6	88.0	87.2	86.8	90.0	94.4	76.0
85°	64.8	68.8	71.2	74.4	77.6	79.6	80.4	80.8	82.8	89.6	66.4
87.5°	46.0	49.2	54.4	55.2	58.8	63.2	64.8	67.2	66.0	68.0	31.2
90°	0.0	0.0	0.0	0.0	0.0	0.0	0.0	0.0	0.0	0.0	0.0



REPORT NUMBER: P146470

CATALOG NUMBER: CNC-E02-LED-E1-T2

CANDELA DISTRIBUTION (continued):

	145°	155°	165°	175°	180°
0°	555.6	555.6	555.6	555.6	555.6
2.5°	538.0	534.8	533.6	533.2	532.4
5°	534.8	532.8	531.2	530.0	530.8
7.5°	549.2	548.0	545.2	544.4	545.6
10°	574.8	572.0	568.0	568.4	568.0
12.5°	606.8	599.2	592.8	590.0	588.0
15°	639.6	624.8	611.6	605.6	603.2
17.5°	676.0	650.8	630.4	619.6	617.6
20°	714.4	679.6	653.2	640.4	638.4
22.5°	758.8	710.8	677.2	659.6	656.8
25°	802.0	738.8	694.0	672.4	668.8
27.5°	841.2	760.0	704.0	678.4	674.8
30°	874.0	776.8	712.4	683.2	679.2
32.5°	895.6	786.0	715.2	683.6	678.8
35°	902.4	780.0	703.2	666.8	662.8
37.5°	888.0	755.6	671.2	630.0	626.8
40°	855.2	710.4	620.8	578.0	574.0
42.5°	804.0	653.2	562.4	517.2	513.6
45°	747.2	592.0	500.4	455.2	451.6
47.5°	685.2	527.2	435.2	393.6	388.0
50°	617.2	456.8	368.8	328.0	322.8
52.5°	537.6	380.0	298.4	261.6	258.4
55°	444.4	302.8	237.6	210.8	207.6
57.5°	345.6	230.4	188.8	175.6	170.4
60°	250.8	175.2	150.4	144.0	141.2
62.5°	170.4	130.8	121.2	119.2	117.2
65°	115.6	102.4	99.6	100.0	98.8
67.5°	91.2	86.0	84.4	85.2	84.8
70°	80.0	76.0	75.6	76.4	76.0
72.5°	75.6	70.4	71.2	72.4	72.0
75°	73.6	68.0	69.6	70.4	68.4
77.5°	71.6	64.4	69.2	70.8	66.8
80°	68.8	61.2	72.4	71.6	64.0
82.5°	62.8	54.0	70.8	64.8	57.6
85°	51.2	40.4	79.6	57.2	42.0
87.5°	32.8	24.4	55.2	43.6	28.0
90°	0.0	0.0	0.0	0.0	0.0

(END OF REPORT)